



GOVERNMENT OF BERMUDA  
The Cabinet Office

**Department of Statistics**

# FACTS FIGURES 2012





# FACTS & FIGURES 2012



Published by  
Government of Bermuda  
The Cabinet Office  
Department of Statistics  
Cedar Park Centre, 48 Cedar Avenue, Hamilton HM11  
P.O. Box HM 3015, Hamilton HM MX  
tel: (441) 297-7761  
fax: (441) 295-8390  
e-mail: [statistics@gov.bm](mailto:statistics@gov.bm)  
website: [www.statistics.gov.bm](http://www.statistics.gov.bm)  
November 2012

Designed by: Department of Communication and Information  
Printed by Bermuda Press

This publication is compiled by the Department of Statistics. It shows in summary form some of the main indicators of social and economic trends in Bermuda.

Much of the data have been drawn from published reports of government departments and public authorities. Their assistance and cooperation are gratefully acknowledged.

### Symbols

—	zero or less than ½%
p	provisional
*	fiscal year: 1 April – 31 March
r	revised
\$m	millions of dollars
kWh	kilowatt hour
000s	thousands
N.A.	not available
e	estimate

## HISTORICAL NOTES

### 16th Century

Bermuda is sighted by Spanish seaman, Juan de Bermudez, before 1511 (when Bermuda was shown for the first time in *Legatio Babylonica* by Peter Martyr).

### 17th Century

- 1609 Start of human settlement as a result of shipwreck of the *Sea Venture*, which was bound for Virginia.
- 1612 Permanent settlers arrive from England, one of them being Richard Moore, the first Governor. Town of St. George established
- 1616 One black and one Indian arrive from West Indies as indentured servants to dive for pearls.
- 1620 House of Assembly formed, giving some measure of internal self-government.

Economy: Whaling, ship-building, tobacco-growing, and beginning of salt-raking in Turks Island (1668-1801).

### 18th Century

- 1730s Resistance to slavery continues to grow.  
First newspaper begins publication (*Bermuda Gazette*).
- 1784 First postal service begins.
- 1792 Building of Hamilton begins.

Economy: Privateering becomes main economic activity as result of hostilities between England and European countries.

### 19th Century

- 1810 Construction of Dockyard begins.
- 1815 Hamilton becomes capital city.
- 1834 Abolition of slavery.
- 1839 Bermuda Library founded.
- 1847 Arrival of first Portuguese labourers.
- 1858 First bank established.
- 1887-90 Introduction of first telephone and cable service.
- 1894 King Edward VII Memorial Hospital established.

Economy: Agriculture gains in economic importance; export of spring vegetables to eastern United States.

**20th Century**

1901	Tourism emerges as winter season economic activity.
1904	Introduction of electricity.
1930s	Bermuda begins promoting itself as a summer tourist resort.
1931- 48	Bermuda Railway in operation.
1938	Introduction of passenger air service between Bermuda and New York.
1944	Women's suffrage granted (with property qualification).
1946	General use of cars; establishment of first broadcasting station.
1963	Establishment of first political party.
1965	Formation of the Bermuda Regiment.
1968	New Constitution brings ministerial government and first general election under universal adult suffrage.
1972	Bermuda College is established.
1979	Constitutional Conference.
1979	Women voluntarily join the Bermuda Regiment.
1984	The Human Rights Act 1981 becomes operative.
1997	Pamela Gordon is appointed Premier by her United Bermuda Party colleagues, becoming the first female to hold this position.
1998	The Progressive Labour Party wins its first general election, marking the first change in government since the establishment of party politics 30 years ago.
1998	Jennifer M. Smith, on 9 November 1998, became the first female political party leader to lead her party to a general election victory and then to become the Premier of Bermuda as a result of the said general election.
Economy:	Tourism moves to forefront as primary foreign exchange earner, but gives way to international business during the last decade of the century.

**21st Century**

2003	U.K. Parliament passes an Order in Council to amend the parliamentary election process as laid out in the Bermuda Constitution from one based on 20 dual-seat constituencies to 36 single-seat constituencies comprising near equal numbers of eligible voters.
2007	Dame Lois Browne-Evans dies on 29 May.
2008	Dame Lois Browne-Evans is celebrated as Bermuda's first national hero on the inaugural National Heroes' Day, 13 October 2008.

## Origin and Geography

Islands (approximately 138) are volcanic in origin with limestone cap. Mainland comprises 7 largest islands linked by bridges.

Latitude: 32° 19' north

Area: approx.20.5 sq.miles

Longitude: 64° 46' west

Max. elevation: 259.4 ft

### Climate

Climate is sub-tropical and frost free.

	2009	2010	2011
Air Temperature (F)			
Absolute Maximum	88.7 (Aug)	88.3 (Aug)	87.8 (Aug)
Absolute Minimum	48 (Mar)	48.4 (Mar)	49.5 (Feb)
Mean Daily Maximum	75.8	74.6	75.7
Mean Daily Minimum	68.1	66.9	68.1
Mean Relative Humidity (%)	74	72	74
Annual Rainfall (ins)	55.99	46.29	40.57
Total no. of Rain days	179	180	182



Population and Vital Statistics			
Population: <sup>1</sup>	1991	2000	2010
Civilian non-institutional	58,460	62,059	64,237
Male	28,345	29,802	30,858
Female	30,115	32,257	33,379
Population Density (per sq. mile) <sup>2</sup>	3,160	2,992 <sup>3</sup>	3,097
Population Characteristics:			
Ethnicity			
% Black	58r	55r	54r
% White and other	42r	45r	46r
Nativity			
% Bermuda-born	73	71	69
Age			
% 21 yrs. Plus	73	74	77
Religion			
% Anglican	28	23	16
% Roman Catholic	15	15	15
% A.M.E.	12	11	9
% Methodist	5	4	3
% 7th-Day Adventists	6	7	7
% Other <sup>4</sup>	34	40	50
Vital Statistics: <sup>5</sup>	2009	2010	2011
Crude birth rate	12.7	11.9	n.a.
Crude death rate	7.3	7.4	n.a.
Infant mortality rate	1.2	1.4	n.a.
Crude marriage rate	10.6	9.6	n.a.
Crude divorce rate <sup>6</sup>	2.8	3.3	2.7
Life expectancy at birth:	1991	2000	2010
Female	78	81	82
Male	70	75	77

<sup>1</sup> Census Data  
<sup>2</sup> Does not include land leased to the US Government in 1980 and 1991  
<sup>3</sup> The population density includes former baselands  
<sup>4</sup> Includes non-religious and not stated  
<sup>5</sup> Per 1000  
<sup>6</sup> Rates based on divorces granted



Economic Activity			
Consumer Price Index (April 2006 = 100.0)			
	2009	2010	2011
All items C.P.I. <sup>1</sup>	111.1	113.7	116.8
% change over previous year	1.8	2.4	2.7
Retail Sales Index (2006 = 100.0)			
All retail sales <sup>2</sup>	102.5	97.5	94.4
% change over previous year	-3.3	-4.8	-3.0
Imports and Exports			
Merchandise imports (\$m)	1,051.0	969.3	892.9
Merchandise exports (\$m)	28.7	14.7	13.5
Imports by country (%):			
United States	68	72	61
United Kingdom	4	4	3
Canada	7	8	10
Caribbean (mainly fuels)	2	1	1
All other countries	19	15	10
Central Government Finance (\$m)*			
	08/09	09/10	10/11
Total Revenue	902.4	928.1	943.2
Principal sources:			
Customs duty	226.5	201.9	190.8
Payroll tax	336.5	377.8	383.3
Hotel occupancy tax	7.7	7.1	8.2
Passenger tax	29.6	32.3	31.9
Land tax	44.4	42.9	48.2
International company tax	47.8	59.8	66.3
Stamp duties	35.7	31.8	27.5
Total Expenditure <sup>3</sup>	1,120.0	1,138.2r	1,115.3
Current expenditure:			
Salaries and wages	420.9	418.6	436.6
Other goods and services	389.8	387.3	375.1
Grants and contributions	173.5	186.3	179.0
Capital expenditure:	125.9	113.4	68.2

<sup>1</sup> Annual averages<sup>2</sup> Revised annual averages to reflect new base year (2006)<sup>3</sup> Includes total current expenditure

<b>Company Statistics<sup>1</sup></b>	2009	2010	2011
Local Companies	3,166	3,262	3,172
<b>International Companies:</b>			
Exempted	13,796	13,145	12,870
Exempted partnership	1,250	1,302	1,317
Non-resident	588	631	638
Non-resident insurance	15	13	13
<b>Total</b>	<b>15,649</b>	<b>15,091</b>	<b>14,838</b>
<b>Consumer Spending (\$'000)</b>	2009	2010	2011
Food, beverages and tobacco	315.3	317.9	316.3
Housing, light and power	955.6	933.8	954.6
Clothing and footwear	92.5	87.6	88.6
Household goods and services	379.7	359.9	328.6
Other goods and services	1,620.5	1,649.5	1,704.1
<b>Total</b>	<b>3,363.6</b>	<b>3,348.6</b>	<b>3,392.1</b>
<b>Banking (\$m)<sup>2</sup></b>	2009	2010	2011
Commercial bank assets	21,626	23,368	25,543
Cash	89	88	88
Demand and time deposits <sup>3</sup>	5,651	7,202	6,299
Investments	6,457	6,386	9,080
Loans and advances	8,341	8,631	9,214
Premises and equipment	477	505	564
Other assets	611	556	308
Commercial bank liabilities	21,626	23,368	25,543
Demand deposits	8,110	8,127	10,199
Time	5,891	6,690	6,572
Savings deposits	4,461	4,813	5,252
Other liabilities	570	547	506
Capital and reserves	2,594	3,191	3,014
No. of commercial banks	4	4	4

<sup>1</sup> Registrar of Companies<sup>2</sup> Bermuda Monetary Authority<sup>3</sup> BMA has reallocated demand deposits and included them with time deposits

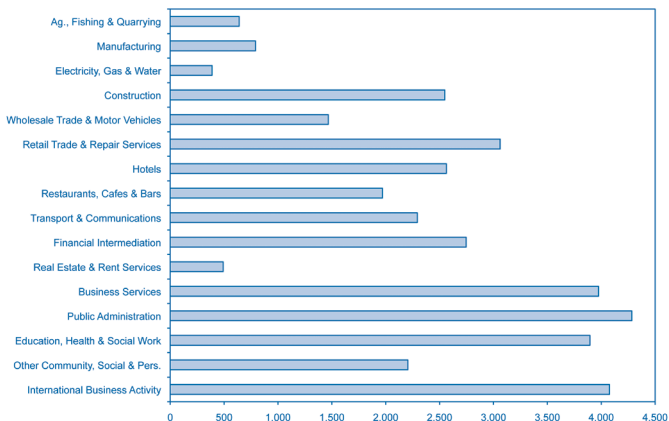
<b>National Accounts*</b>	2009	2010	2011
GDP at market price (\$m)	5,806.4r	5,757.4r	5,557.1
GDP at constant price (\$m) (2006=100)	5,322.6r	5,208.1r	5,060.9
GDP per capita	90,168r	89,613r	85,996
<b>Balance of Payments</b>	2009	2010	2011
Current Account balance (\$m)	580r	701r	681
<b>Local Food Production (\$000)</b>	2009	2010	2011
Vegetables	4,232	3,174	3,332
Fruit	241	189	198
Milk	1,802	1,712	1,659
Eggs	344	344	344
Honey	183	50	123
Total	6,802	5,469	5,656
<b>Local Flower Production (\$000)</b>	2009	2010	2011
Flowers	180	n.a.	n.a.
<b>Housing</b>	2009	2010	2011
Residential dwelling units (000s) <sup>1</sup>	31	31	32
New units completed	360	375	393
<b>Use of Arable Land</b>	2009	2010	2011
Total Arable Land	735	n.a.	n.a
Total Production	350	n.a.	n.a

<sup>1</sup> As at Dec. 09, Dec. 10, Dec. 11



Employment			
Jobs by Industry:	2009	2010	2011
Ag., Fishing & Quarrying	710	692	639
Manufacturing	907	841	792
Electricity, Gas & Water	409	426	389
Construction	3,488	3,042	2,549
Wholesale Trade & Motor Vehicles	1,568	1,529	1,467
Retail Trade & Repair Services	3,184	3,129	3,062
Hotels	2,719	2,432	2,563
Restaurants, Cafes & Bars	1,955	1,917	1,970
Transport & Communications	2,471	2,322	2,293
Financial Intermediation	2,781	2,741	2,747
Real Estate & Rent Services	606	574	491
Business Services	4,197	4,033	3,976
Public Administration	4,318	4,296	4,284
Education, Health & Social Work	3,624	3,625	3,895
Other Community, Social & Pers.	2,152	2,211	2,205
International Business Activity	4,431	4,287	4,077
<b>Total</b>	<b>39,520</b>	<b>38,097</b>	<b>37,399</b>

Employment, 2011



Proportion (%) of jobs held by:	2009	2010	2011
Males	52	51	51
Females	48	49	49
Bermudians	68	69	70
Non-Bermudians	32	31	30

#### Total Employment in Bermuda's Information Communication Technology Sector

	2009	2010	2011
Total ICT Employment <sup>1</sup>	979r	948r	914
ICT Employment as % of Total Workforce	2.43%r	2.39%r	2.39%

#### Occupational Rankings by Number of Jobs and Bermudian Status in the Information Technology Sector

	2011		
Occupation	Total	Bermudian	Non-Bermudian
Telecommunication Technician	20	10	10
Telephone Installer/Repairman	32	31	1
Computer Analyst	166	97	69
Electronic Computer and Related Equipment Mechanic	33	25	8
Miscellaneous	2009	2010	2011

#### Trade union membership

Bermuda Industrial Union <sup>2</sup>	3,844	3,727	3,678
Bermuda Public Service	3,961	3,772	3,578
Avg. employment income (\$)	76,599	80,996	82,558
Avg. hours worked per week	33	34	33
Fisheries Industry	2009	2010	2011
Registered fishermen	306	340	312
Licensed fishing vessels <sup>3</sup>	200	187	194

<sup>1</sup> Industries that are involved in the development, delivery and support of advanced technological products.

<sup>2</sup> Trade union membership totals reflect the latest numbers receipted at the Registry General. Some submissions are outstanding.

<sup>3</sup> Those vessels which report volume of catch to Division of Fisheries

**Tourism**

Visitor arrivals (000)	2009	2010	2011
Cruise arrivals	318.5	347.9	415.7
Air arrivals	235.9	232.3	236.0
United States	172.7	166.0	172.9
Canada	24.9	30.4	29.2
United Kingdom	23.9	23.2	21.5
All other countries	14.4	12.6	12.4
<b>Total<sup>1</sup></b>	<b>554.4</b>	<b>580.2</b>	<b>651.7</b>

**Hotel and Guest Houses**

Number of beds	5,814	5,722	5,401
Average stay (nights)	6.1	6.2	6.1
Visitor expenditure (\$m)	331.3	383.9	390.5
Air	266.4	322.9	329.5
Cruise	64.9	61	61
Hotel occupancy rate (%)	51	54	56

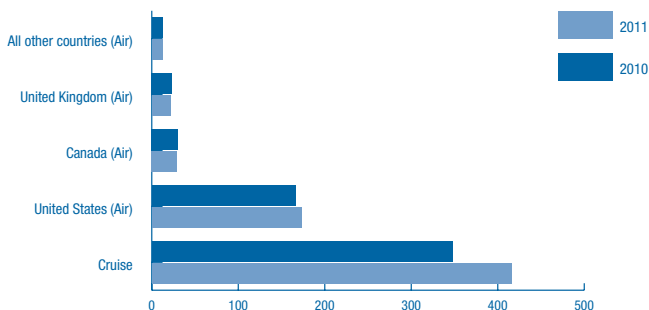
**Merchant Shipping<sup>2</sup>**

	No. of calls:		
Cruise ships	135	151	177
Cargo ships	176	168	177
Oil & gas tankers	19	26	28

<sup>1</sup> Totals do not include a small portion of visitors who are classified as ship/air visitors. These are visitors who arrive by ship and depart by air.

<sup>2</sup> Bermuda Harbour Radio

Air and Cruise Visitor Arrivals, 2010 and 2011



## Health and Education

2011

Medical and Health Personnel	No.	Rate per 10,000 population	
Physicians/Surgeons	192	29.9	
Dentists/Dental Hygienists	73	11.4	
Optometrists	7	1.1	
Pharmacists	40	6.2	
Dietitians	12	1.9	
Registered Nurses	538	83.8	
Hospital Care	08/09	09/10	10/11
General:			
No. of beds	228	230	232
Discharges	6,339	6,130	6,115
Length of stay (days)	8.5	8.9	8.7
Occupancy rate (%)	66	66	63
Daily bed rate (\$)¹	1,056	1,082	1,098
Avg. cost of stay (\$)²	1,105	1,487	1,666
Other selected statistics:			
Emergency visits	33,447	38,981	33,314
Operations	9,757	8,865	9,672
X-Ray (exams)	30,547	32,496	32,496
Education²	2009	2010	2,011
Local student enrollment:	10,598	10,321	10,139
Government schools³	5,614	5,486	5,450
Private schools⁴	3,715	3,522	3,411
Bermuda College	1,269	1,313	1,278
Teachers⁵	1,326r	1,308r	1,295

¹ Rate for public ward

² Ministry of Education

³ Includes preschool children

⁴ Excludes preschool children

⁵ Includes school principals and special education teachers

**Miscellaneous Statistics****Fire service<sup>1</sup>**

2009

2010

2011

Total Number of Emergency Dispatches of which:

**Total number of calls received**

6,223r

6,272r

7,785

**Number of EMS dispatches (KEMH)**

4,902r

4,413r

5,087

**Number of dispatches (Fire Service)**

3,992r

3,864r

4,179

**Politics and Government**

1998

2003

2007

General Elections:

**Progressive Labour Party**

26

22

22

**United Bermuda Party**

14

14

14

**Total Elected Seats**

40

36<sup>2</sup>36<sup>2</sup>**Registered Voters (000s)**

36.4

39.4

42.1

**% Voting**

81

75

76

**Transport**

2009

2010

2011

**All classes of vehicles**

48,356

49,662

48,661

**Private cars**

22,626

22,315

21,991

**Motorcycles**

19,921

20,902

20,395

**Buses, taxis and limousines**

776

710

771

**Trucks and tank wagons**

4,026

3,967

3,969

**Other**

1,007

1,768

1,535

**Energy Consumption<sup>3</sup>**

2009

2010

2011

Electric Power (000s kW)

**Total Consumption:**

656,083

650,571

636,517

**Residential**

271,682

276,824

265,243

**Commercial**

326,728

320,527

316,356

**Other**

57,673

53,220

54,918

**Max. demand (kW)**

122,300

122,800

118,200

Net price per kWh (cents)<sup>4</sup>**Residential**

36.82

37.95

41.23

**Commercial**

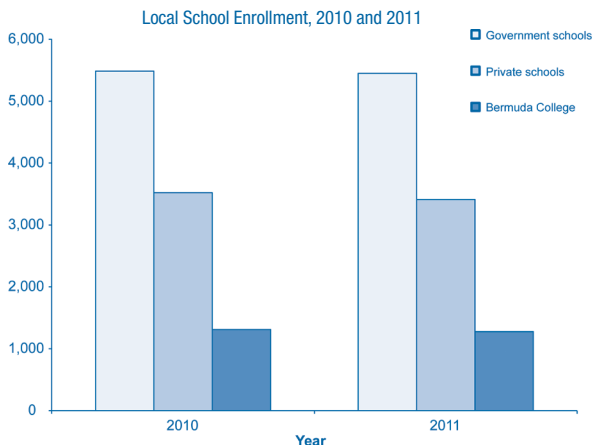
31.31

37.09

39.92

<sup>1</sup> Bermuda Fire Service<sup>2</sup> Single seat constituency with a thirty-six seat House of Assembly<sup>3</sup> Bermuda Electric Light Co. Ltd.<sup>4</sup> Adjusted for discount and fuel adjustment





### Other Statistical Publications

#### Monthly

Consumer Price Index	Free
Retail Sales Index	Free

#### Quarterly

Bermuda Quarterly Bulletin of Statistics	Free
Balance of Payments	Free

#### Annually

Labour Force Survey Executive Report	Free
Bermuda Digest of Statistics	Free
Bermuda Facts and Figures	Free
Employment Briefs	Free
Employment Survey Detailed Tabulation Set	Free
Tourism Satellite Account	Free
Information, Communication & Technology	Free
Gross Domestic Product	Free

#### Information,

Household Expenditure Survey – 2004	Free
The 1991 Census of Population and Housing	Free
The 2000 Census of Population and Housing	Free
The 2010 Census of Population and Housing	Free

## DEPARTMENT OF STATISTICS

Cedar Park Centre, 48 Cedar Avenue, Hamilton HM 11

(P.O. Box HM 3015, Hamilton, Bermuda HM MX)

Website: [www.statistics.gov.bm](http://www.statistics.gov.bm)

E-mail: [statistics@gov.bm](mailto:statistics@gov.bm)

Fax: (441) 295-8390

Tel: (441) 297-7761

## SELECTED GOVERNMENT DEPARTMENTS

**Department of Tourism** (441) 292-0023

Global House, 43 Church Street, Hamilton HM 12

(P.O.Box HM 465, Hamilton HM BX)

**Registrar of Companies** (441) 297-7574

30 Parliament Street, Hamilton HM 12

**Registry General** (441) 297-7709

30 Parliament Street, Hamilton HM 12

**Immigration Department** (441) 297-7941

30 Parliament Street, Hamilton HM 12

**Department of Education** (441) 278-3300

14 Waller's Point Road, St. George's DD03

## Other Organizations

**Bermuda International Business Association** (441) 292-0632

20 Victoria St., Hamilton HM 12

**Bermuda Chamber of Commerce** (441) 295-4201

(P.O.Box HM 655, Hamilton, Bermuda HMCX)

**Bermuda College** (441) 236-9000

Stonington Avenue, South Road, Paget PG BX

(P.O. Box PG 297, Paget, Bermuda PG BX)

**Visitors Information Centre** (441) 295-1480

8 Front Street, Hamilton HM11



