



GOVERNMENT OF BERMUDA
Cabinet Office

Department of Statistics

FACTS FIGURES 2015



FACTS & FIGURES 2015



GOVERNMENT OF BERMUDA

Published By The Government Of Bermuda

The Cabinet Office

Department Of Statistics

Cedar Park Centre, 48 Cedar Avenue, Hamilton HM11

P.O. Box HM 3015, Hamilton HM MX

tel: (441) 297-7761

fax: (441) 295-8390

e-mail: statistics@gov.bm

website: www.statistics.gov.bm

December 2015

Designed by Department of Communication and Information

Printed by Bermuda Blueprinting

This publication is compiled by the Department of Statistics. It shows in summary form some of the main indicators of social and economic trends in Bermuda.

Much of the data have been drawn from published reports of government departments and public authorities. Their assistance and cooperation are gratefully acknowledged.

Symbols

—	zero or less than ½%
p	provisional
*	fiscal year: 1 April – 31 March
r	revised
\$m	millions of dollars
kWh	kilowatt hour
000s	thousands
N.A.	not available
e	estimate

HISTORICAL NOTES

16th Century

Bermuda is sighted by Spanish seaman, Juan de Bermudez, before 1511 (when Bermuda was shown for the first time in *Legatio Babylonica* by Peter Martyr).

17th Century

- | | |
|------|--|
| 1609 | Start of human settlement as a result of shipwreck of the <i>Sea Venture</i> , which was bound for Virginia. |
| 1612 | Permanent settlers arrive from England, one of them being Richard Moore, the first Governor. Town of St. George established. |
| 1616 | One black and one Indian arrive from West Indies as indentured servants to dive for pearls. |
| 1620 | House of Assembly formed, giving some measure of internal self-government. |

Economy: Whaling, ship-building, tobacco-growing, and beginning of salt-raking in Turks Island (1668-1801).

18th Century

- | | |
|-------|--|
| 1730s | Resistance to slavery continues to grow. |
| | First newspaper begins publication (<i>Bermuda Gazette</i>). |
| 1784 | First Postal Service begins. |
| 1792 | Building of Hamilton begins. |

Economy: Privateering becomes main economic activity as result of hostilities between England and European countries.

19th Century

- | | |
|---------|--|
| 1810 | Construction of Dockyard begins. |
| 1815 | Hamilton becomes capital city. |
| 1834 | Abolition of slavery. |
| 1839 | Bermuda Library founded. |
| 1847 | Arrival of first Portuguese labourers. |
| 1858 | First bank established. |
| 1887-90 | Introduction of first telephone and cable service. |
| 1894 | King Edward VII Memorial Hospital established. |

Economy: Agriculture gains in economic importance; export of spring vegetables to eastern United States.

20th Century

1901	Tourism emerges as winter season economic activity.
1904	Introduction of electricity.
1930s	Bermuda begins promoting itself as a summer tourist resort.
1931- 48	Bermuda Railway in operation.
1938	Introduction of passenger air service between Bermuda and New York.
1944	Women's suffrage granted (with property qualification).
1946	General use of cars; establishment of first broadcasting station.
1963	Establishment of first political party.
1965	Formation of the Bermuda Regiment.
1968	New Constitution brings ministerial Government and first general election under universal adult suffrage.
1972	Bermuda College is established.
1979	Constitutional Conference.
1979	Women voluntarily join the Bermuda Regiment.
1984	The Human Rights Act of 1981 becomes operative.
1997	Pamela Gordon is appointed Premier by her United Bermuda Party colleagues, becoming the first female to hold this position.
1998	The Progressive Labour Party wins its first general election, marking the first change in Government since the establishment of party politics thirty years ago.
1998	Jennifer M. Smith, on November 9, 1998, became the first female political party leader to lead her party to a general election victory and then to become the Premier of Bermuda as a result of the said general election.
Economy:	Tourism moves to forefront as primary foreign exchange earner, but gives way to international business during the last decade of the century.

21st Century

2003	U.K. Parliament passes an Order in Council to amend the parliamentary election process as laid out in the Bermuda Constitution from one based on 20 dual-seat constituencies to 36 single-seat constituencies comprising near equal numbers of eligible voters.
2008	Dame Lois Browne-Evans is celebrated as Bermuda's first national hero on the inaugural National Heroes' Day, 13 October 2008.
2012	The One Bermuda Alliance wins its first general election on 17 December.

Origin and Geography

Islands (approximately 138) are volcanic in origin with limestone cap. Mainland comprises 7 largest islands linked by bridges.

Latitude: 32° 19' north

Area: approx.20.5 sq.miles

Longitude: 64° 46' west

Max. elevation: 259.4 ft

Climate

Climate is sub-tropical and frost free.

	2012	2013	2014
Air Temperature (F)			
Absolute Maximum	88.3 (July)	88.0 (July)	87.1 (Aug)
Absolute Minimum	50.2 (Apr)	50.9 (Jan)	54.5 (Mar)
Mean Daily Maximum	75.9	75.1	76.9
Mean Daily Minimum	68	67.4	68.5
Mean Relative Humidity (%)	74	73	75.5
Annual Rainfall (ins)	49.27	61.72	68.24
Total no. of Rain days	174	177	170



Population and Vital Statistics			
Population: ¹	1991	2000	2010
Civilian non-institutional	58,460	62,059	64,237
Male	28,345	29,802	30,858
Female	30,115	32,257	33,379
Population Density (per sq. mile) ²	3,160	2,992 ³	3,097 ³
Population Characteristics:			
Ethnicity			
%Black	58	55	54
%White and other	42	45	46
Nativity			
% Bermuda-born	73	71	69
Age			
%21 yrs. Plus	73	74	77
Religion			
% Anglican	28	23	16
% Roman Catholic	15	15	15
% A.M.E.	12	11	9
% Methodist	5	4	3
% 7th-Day Adventists	6	7	7
% Other ⁴	34	40	50
Vital Statistics: ⁵	2012	2013	2014
Crude birth rate	10.4r	10.5	9.3
Crude death rate	6.8r	7.6	7.7
Infant mortality rate	1.5	1.5	1.7
Crude marriage rate	9.6r	7.6	7.7
Crude divorce rate ⁶	2.3r	2.7	1.7
Life expectancy at birth:	1991	2000	2010
Female	78	81	84r
Male	70	75	76r

¹ Census Data

² Does not include land leased to the US government in 1980 and 1991

³ The population density includes former baselands

⁴ Includes non-religious and not stated

⁵ Per 1,000

⁶ Rates based on divorces granted

Economic Activity

Consumer Price Index (April 2015 = 100.0)

	2012	2013	2014
All items C.P.I. ¹	95.0	96.6	98.6
% change over previous year ²	2.5r	1.7r	2.1r

Retail Sales Index (2006 = 100.0)

All retail sales ³	94.7	94.6	96.2
% change over previous year	0.5	-0.2	1.7

Imports and Exports

	2012	2013	2014
Merchandise imports (\$m)	884.4	1,004.6	962.4
Merchandise exports (\$m)	16.9	21.7	12.0

Imports by country (%):⁴

United States	68	68	71
United Kingdom	4	3	3
Canada	11	12	13
Caribbean (mainly fuels)	5	7	2
All other countries	13	9	11

Central Government Finance (\$m)*

	11/12	12/13	13/14
Total Revenue	863.1	878.7	867.8

Principal sources:

Customs duty	166.8	183.4	170.5
Payroll tax	322.5	330.5	323.0
Hotel occupancy tax	7.9	8.5	10.2
Passenger tax	35.7	33.8	33.1
Land tax	50.6	54.3	55.7
International company tax	52.6	62.2	66.1
Stamp duties	19.0	22.7	21.5

Total Expenditure⁵

	1,096.5	1,134.9	1,103.9
--	---------	---------	---------

Current expenditure:

Salaries and wages	445.7	450.9	432.2
Other goods and services	342.4	305.7	307.4
Grants and contributions	194.1	213.0	216.0
Capital expenditure:	53.0	72.3	46.3

¹ Annual averages revised to reflect new base period (April 2015)² Revised percentage changes based on rebased index numbers³ Annual averages to reflect base year (2006)⁴ Totals may not add due to rounding⁵ Includes current and capital

Company Statistics¹	2012	2013	2014
Local Companies	3,211r	3,125r	3,222
International Companies:			
Exempted	11,540r	11,352r	11,403
Exempted partnership	941r	980r	985
Non-resident	508r	521r	569
Non-resident insurance	12	10	8
Total	13,001r	12,863r	12,965
Consumer Spending	2012	2013	2014
Food, beverages and tobacco	438.7r	448.8r	464.8
Housing, light and power	988.6r	992.1r	1,001.4
Clothing and footwear	63.0r	62.7r	60.1
Household goods and services	102.2r	101.1r	100.2
Other goods and services	1,345.7r	1,364.8r	1,396.4
Total	2,938.2r	2,969.5r	3,022.9
Banking (\$m)²	2012	2013	2014
Commercial Bank Assets ⁴	24,156	25,076	23,078
Cash	79	104	76
Demand and time deposits ³	6,383	6,379	5,281
Investments	8,011	9,437	8,641
Loans and advances	8,833	8,342	8,291
Premises and equipment	531	507	453
Other assets	319	308r	335
Commercial Bank Liabilities ⁴	24,156	25,076	23,078
Demand deposits	9,652	10,190	10,540
Time	5,650	5,896	6,038
Savings deposits	5,189	6,210	3,768
Other liabilities	650	416r	430
Capital and reserves	3,015	2,364r	2,301
No. of commercial banks	4	4	4

¹ Registrar of Companies² Bermuda Monetary Authority³ BMA has reallocated demand deposits and included them with time deposits⁴ Totals may not add due to rounding

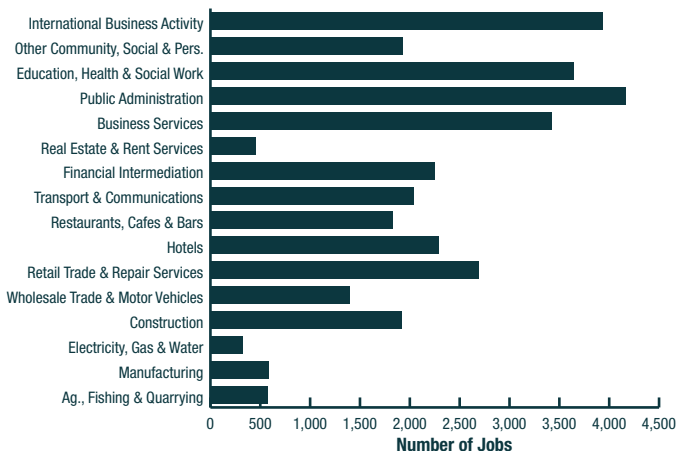
National Accounts	2012	2013	2014
GDP at market price (\$m)	5,584.3r	5,639.7r	5,651.3
GDP at constant price (\$m) (2006 = 100)	4,723.8r	4,610.8r	4,590.5
GDP per capita	89,481r	91,031r	91,479
Balance of Payments	2012	2013	2014
Current Account balance (\$m)	994r	838r	813r
Local Food Production (\$000)	2012	2013	2014
Vegetables	3,050	4,400	3,740
Fruit	178	190	171
Milk	1,588r	1,504	1,518
Eggs	137r	137r	n.a.
Honey	90	95	45
Total	5,043r	6,326r	5,474
Housing	2012	2013	2014
Residential dwelling units (000s) ¹	32	31	31
New units completed	228	117r	88

¹ As at Jan. 12, Jan. 13, Jan. 14



Employment			
Jobs by Industry:	2012	2013	2014
Ag., Fishing & Quarrying	594	589	581
Manufacturing	671	624	585
Electricity, Gas & Water	386	341	325
Construction	2,264	2,143	1,925
Wholesale Trade & Motor Vehicles	1,429	1,376	1,401
Retail Trade & Repair Services	2,785	2,737	2,692
Hotels	2,428	2,339	2,287
Restaurants, Cafes & Bars	1,957	1,878	1,833
Transport & Communications	2,176	2,139	2,046
Financial Intermediation	2,501	2,559	2,253
Real Estate & Renting Services	488	432	452
Business Services	3,702	3,523	3,425
Public Administration	4,298	4,237	4,163
Education, Health & Social Work	3,750	3,600	3,642
Other Community, Social & Pers.	2,136	1,992	1,928
International Business Activity	3,878	3,768	3,937
Total	35,443	34,277	33,475

Employment 2014 (Jobs by Industry)



Proportion (%) of jobs held by:	2012	2013	2014
Males	50	51	51
Females	50	49	49
Bermudians	71	71	71
Non-Bermudians	29	29	29
Total Employment in Bermuda's Information Communication Technology (ICT) Sector			
	2012	2013	2014
Total ICT Employment ¹	1,294	1,209	1,181
ICT Employment as % of Total Workforce	3.65%	3.53%	3.53%
Occupational Rankings by Number of Jobs and Bermudian Status in the Information Technology Sector			
	2014		
Occupation	Total	Bermudian	Non-Bermudian
Telecommunication Technician	176	148	28
Telephone Installer/Repairman	25	25	0
Computer Analyst	104	67	37
Electronic Computer and Related Equipment Mechanic	25	20	5
Miscellaneous	2012	2013	2014
Trade union membership			
Bermuda Industrial Union	3,783	3,727	3,618
Bermuda Public Service	3,521	3,515	3,408
Avg. employment income (\$)	89,748	93,227r	93,453
Avg. hours worked per week	36.1	36.0	33.3
Fisheries Industry	2012	2013	2014
Registered fishers	356	315	293
Licensed fishing vessels ²	194	n.a.	n.a.

¹ Industries that are involved in the development, delivery and support of advanced technological products.

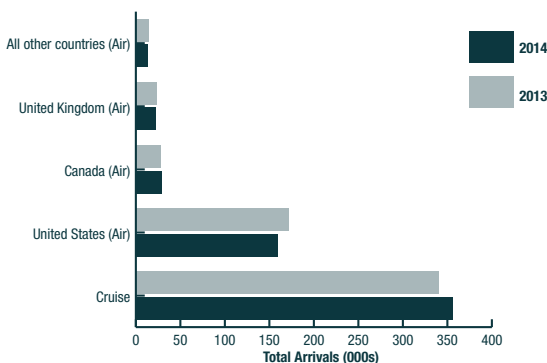
² Those vessels which report volume of catch to Division of fisheries

Tourism			
Visitor Arrivals (000)	2012	2013	2014
Cruise Arrivals	378.3	340.0	355.9
Air Arrivals	232.1	236.3	224.3
United States	168.2	171.2	159.4
Canada	30.6	27.6	29.1
United Kingdom	21.0	23.6	22.2
All other countries	12.3	13.9	13.6
Total ¹	610.3	576.4	580.2
Hotel and Guest Houses			
Number of beds	5,243	5,265	5,077
Average stay (nights)	5.7	5.6	5.8
Visitor expenditure (\$m)	394.4	393.6	361.2
Air	314.3	320.8	283.7
Cruise	80.1	72.8	77.5
Hotel occupancy rate (%)	56	57	58
Merchant Shipping ²			
	No. of calls:		
Cruise ships	158	126	125
Cargo ships	177	165	163
Oil & gas tankers	10	17	16

¹ Totals do not include a small portion of visitors who are classified as ship/air visitors. These are visitors who arrive by ship and depart by air.

² Bermuda Harbour Radio

Air and Cruise Visitor Arrivals, 2013 and 2014



Health & Education

	2014		
	No.	Rate per 10,000 population	
Medical and Health Personnel			
Physicians/Surgeons	171		27.7
Dentists/Dental Hygienists	74		12.0
Optometrists	9		1.5
Pharmacists	44		7.1
Dietitians	8		1.3
Registered Nurses	481		77.9
Hospital Care	11/12	12/13	13/14
General:			
No. of beds	232	232	217
Discharges	5,634r	6,068	6,043
Length of stay (days)	9.3	8.7	8.7
Occupancy rate (%)	62	62	63
Daily Bed Rate (\$)¹	1,098	1,120	1,120
Avg. cost of stay (\$)	1,719	1,744	1,539
Other selected statistics:			
Emergency visits	33,958	33,439	32,538
Operations	9,348r	9,202r	8,067
X-Ray (exams)	32,476	31,201r	27,072
Education²	2012	2013	2014
Local student enrollment:	9,893	9,831r	9,696
Government schools³	5,338	5,384	5,329
Private schools⁴	3,348	3,275	3,259
Bermuda College	1,207	1,172r	1,108
Teachers⁵	1,295	1,234	1,216

¹ Rate for public ward

² Ministry of Education

³ Includes preschool children

⁴ Excludes preschool children

⁵ Includes school principals and special education teachers as collected in the Annual Employment Survey

Miscellaneous Statistics

Fire service ¹	2012	2013	2014
---------------------------	------	------	------

Total Number of Emergency Dispatches of which:

Total number of calls received	6,706	7,039r	9,010
Number of EMS Dispatches (KEMH)	4,929	4,500r	4,907
Number of Dispatches (Fire Service)	4,034	3,894r	4,096

Politics & Government	2003	2007	2012
-----------------------	------	------	------

General Elections:

Progressive Labour Party	22	22	17
United Bermuda Party	14	14	
One Bermuda Alliance			19
Total Elected Seats	36 ²	36 ²	36 ²
Registered Voters (000s)	39.4	42.1	43.6
% Voting	75	76	71

Transport	2012	2013	2014
-----------	------	------	------

All classes of vehicles	47,459r	46,947r	46,625
Private cars	21,707	21,564	21,464
Motorcycles	19,641	19,467	19,330
Buses, taxis & limousines	764	768	766
Trucks & tank wagons	3,746	3,655	3,620
Other	1,601r	1,493r	1,445

Energy Consumption ³	2012	2013	2014
---------------------------------	------	------	------

Electric Power (000s kW)

Total Consumption:	606,346	586,704	577,365
Residential	249,749	244,421r	235,523
Commercial	307,269	295,043r	291,350
Other	49,328	47,240r	50,492
Max. Demand (kW)	113,700	110,100	106,800

Net price per kWh (cents)⁴

Residential	44.93	44.89r	44.29
Commercial	36.49r	36.33r	36.00

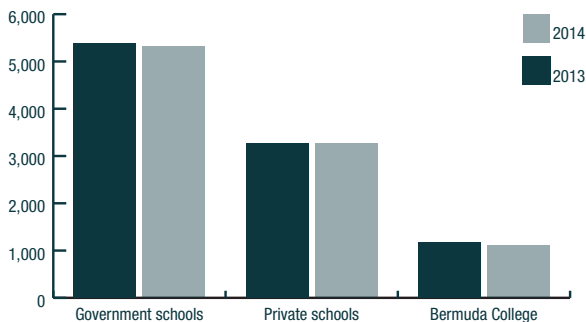
¹ Bermuda Fire Service

² Single seat constituency with a thirty-six seat House of Assembly

³ Bermuda Electric Light Co. Ltd.

⁴ Adjusted for discount and fuel adjustment

Local School Enrollment, 2013-2014



Other Statistical Publications

Monthly

Consumer Price Index

Retail Sales Index

Quarterly

Bermuda Quarterly Bulletin of Statistics

Balance of Payments

Annually

Labour Force Survey Executive Report

Bermuda Digest of Statistics

Employment Briefs

Employment Survey Detailed Tabulation Set

Tourism Satellite Account

Information, Communication & Technology

Gross Domestic Product

Other

Household Expenditure Survey – 2013

Bermuda Population Projections 2010-2020

Emigration: Bermuda's Qualified Human Capital Departs

Personal and Household Income

Education: Springboard to Employment and Higher Earnings

The 2010 Census of Population and Housing

DEPARTMENT OF STATISTICS

Cedar Park Centre, 48 Cedar Avenue, Hamilton HM 11

(P.O. Box HM 3015, Hamilton, Bermuda HM MX)

Website: www.statistics.gov.bm

E-mail: statistics@gov.bm

Fax: (441) 295-8390

Tel: (441) 297-7761

SELECTED GOVERNMENT DEPARTMENTS

Registrar of Companies (441) 297-7574

30 Parliament Street, Hamilton HM 12

Registry General (441) 297-7705

30 Parliament Street, Hamilton HM 12

Immigration Department (441) 297-7941

30 Parliament Street, Hamilton HM 12

Department of Education (441) 278-3300

14 Waller's Point Road, St. George's DD03

Other Organizations

Bermuda Business Development Agency (441) 292-0632

22 Queen Street, Hamilton HM11

Bermuda Chamber of Commerce (441) 295-4201

(P.O.Box HM 655, Hamilton, Bermuda HMCX)

Bermuda College (441) 236-9000

Stonington Avenue, South Road, Paget PG BX

(P.O. Box PG 297, Paget, Bermuda PG BX)

Visitors Information Centre (441) 295-1480

8 Front Street, Hamilton HM11

Bermuda Tourism Authority (441) 296-9200

22 Church Street, Hamilton HM11

